



N.E.W.S. LETTER



The Publication of the North East Weak Signal Group

JAN 2007

VOLUME SIXTEEN

ISSUE ONE

Pres: KA1OJ, Mark Foster
V P: N1JEZ, Michael Seguin

CURRENT OFFICERS

Secretary: W1GHZ Paul Wade
Treasurer: WA1MBA Tom Williams

NEXT MEETING

SATURDAY JAN 6TH AT THE NEW MEETING PLACE

THE LIBRARY IN LONGMEADOW, MA

VARIOUS TOPICS INCLUDING

MT MANSFIELD CONSOLIDATION PROJECT - N1JEZ

IN THIS ISSUE

PREZ SEZ DE KA10J

PAGE 2

SECRETARY'S REPORT NEWS MEETING NOV 2006 DE W1GHZ

PAGE 2

POWER METER CALIBRATION REFERENCE DE W1GHZ

PAGE 3,4

SPONSORED ADS

PAGE 5

DON'T FORGET

THE NORTH EAST WEAK SIGNAL GROUP

2 METER VHF AND ABOVE NET

EVERY THURSDAY NIGHT AT 8:30 p.m. LOCAL 144.250

W1COT, WZ1V, OR K1PXE NET CONTROL

MEMBERSHIP in the N.E.W.S. Group is \$15 per year. Apply to Tom Williams, WA1MBA, Email tomw@wa1mba.org You may download an application from our web page <http://www.newsvhf.com>

The N.E.W.S. LETTER is the publication of the North East Weak Signal Group. Articles may be reprinted with proper credit given to the author and the N.E.W.S. LETTER. Articles can be sent to K1UHF, Del Schier, 126 Old West Mountain Road, Ridgefield, CT 06877 Preferably only via e-mail with "NEWSletter" in the subject line, to K1UHF@snet.net

PREZ SEZ **DE KA10J**

The 2007 meeting dates have been set - Jan 6, Mar 10, Apr 21 (conf), Jul 14, Sep 29, and Nov 17.

Next meeting: Jan 6 2007, Storrs Library, Longmeadow, MA

The meeting will be 1:00 - 4:00 at the library. The Directors meeting will be at the Friendly's restaurant in Enfield, Ct at 11:30am (all are welcome).

Directions:

From the south: Take the Enfield exit off I91, drive about 2 miles North on Rt 5 and the library is on the right.

From the North: Take the Springfield Rt 5 exit off I91, drive about 1 mile south on Rt 5 and the library is on the left.

Tentative agenda:

Proposed change to Constitution - K1LE

Proposed changes to Worked All Bands award - KT1J

Technical presentation - Mt Mansfield consolidation project - N1JEZ

If you have received any new toys please bring it/them along to the meeting.

73
KA10J

- resolution to ask K1PXE to write biography of Joe, K1NCO, and share with Pack Rats
- proposed change to Constitution - K1LE sick, not in attendance - tabled until future meeting
- Worked All Bands award - proposal by KT1J to have multiple levels, add endorsements for new bands
- WA1MBA motion: committee chaired by KT1J to make detailed proposal
- K1MAP reported on WA1ZMS beacon FM07 144.285 1400W ERP - heard in New England Motion: dates for 2007 meetings - Jan 6, Mar 10, Apr conf, Jul 21, Sep 29, Nov 17 - approved unanimously
- report: WA2UMX beacons up- 144.288, 222, 1296
- announcement: MUD 2007 will be in Philadelphia weekend of Oct 16 - www.microwaveupdate.org
- Treasurer WA1MBA reported an approximate balance of \$2800

New Business

- Discussion: how to maximize email distribution of NEWSletter? - to other clubs?
- WA1MBA motion - after January, one must supply SASE in order to get hardcopy, otherwise email

Meeting adjourned 1422

SECRETARY'S REPORT OF THE NEWS

MEETING 4 NOVEMBER 2006

Storrs Library, Longmeadow, MA

Board meeting convened 1152 at Friendly's, Enfield, CT

Agenda for NEWS meeting

- proposed constitution change
 - Worked All Bands award - proposed rule change
 - location club (legal)
 - dates for next year
 - meeting place
- board meeting ended 1205

NEWS Meeting , Storrs Library, Longmeadow, MA

Called to order by President, KA10J, at 1326

- resolution to send letter of thanks to WO1N for meeting at Boxboro Convention

DON'T FORGET

THE NORTH EAST WEAK SIGNAL GROUP
2 METER VHF AND ABOVE NET
EVERY THURSDAY NIGHT AT 8:30 p.m. LOCAL
144.250
W1COT, WZ1V, OR K1PXE NET CONTROL

SIMPLE RF POWER REFERENCE FOR RF POWER METER CALIBRATION PAUL WADE W1GHZ ©2006 W1GHZ@ARRL.NET

You've just finished building a new RF power meter, like the ABPM from Down East Microwave (www.downeastmicrowave.com) – how do you calibrate it? Or perhaps you've acquired a surplus unit – how do you check the calibration? You need some known reference point or a friend with a calibrated meter.

Some recent commercial power meters, like the HP 435, include a reference output to check and set the calibration of the meter. These fine meters are occasionally found as surplus at very reasonable prices, probably because the RF sensor heads command such exorbitant prices that the meter alone is unattractive. However, the meter is worth a modest amount for the reference output alone, to be used to check other power meters, either homebrew or older surplus.

With inexpensive RF power detector chips made for wireless networking, it is easy to homebrew a good microwave power meter like ABPM – so I started thinking about ways to make a reproducible reference source for RF power. The obvious starting point was the HP 435; I looked at the schematic, but it didn't feel right.

One readily available, reproducible, component is a diode. If we use a pair of anti-parallel (back-to-back) diodes as a clipper, we get a pretty predictable voltage. Of course, the clip-

ping action generates lots of harmonics – this is a good way to make a frequency multiplier or harmonic mixer – so a lowpass filter is needed to get a sine wave output. Many power detectors are sensitive to harmonics and give erroneous readings unless the signal is pretty clean. Finally, filters are only predictable with matched resistive loads, so an attenuator helps keep things matched.

For an oscillator with a reasonably predictable output, I chose a standard computer oscillator. Since the HP 435 output is at 50 MHz, high enough for microwave instruments but low enough for VHF and down, it seemed like a good idea. For diodes, the 1N914 or 1N4148 is available almost anywhere for pennies. The low-pass filter uses RF chokes for inductors and ordinary disk capacitors, and the attenuator is just three resistors. A small 3-terminal regulator provides constant voltage to keep things stable. The complete schematic is shown in Figure 1.

The real question is whether it is reproducible. Figure 1 was drawn in free Linear Technology LTSpice/SwitcherCAD III software (www.linear.com) to simulate the circuit. I fiddled with the values of R1 and R2 at different temperatures and oscillator outputs to find a combination where the final output was pretty constant as the temperature and oscillator output varied. The simulation file is power_ref50.asc.

The low-pass filter was designed with free Ansoft Designer SV software (www.ansoft.com), using the filter design wizard. I chose a "Chebyshev type-3" filter – the extra inductor in series with the middle capacitor, C3, forms a series-resonant circuit at the third harmonic which greatly increases rejection. Calculated filter performance is shown in Figure 2, and the filter design file is LPF50.asdn.

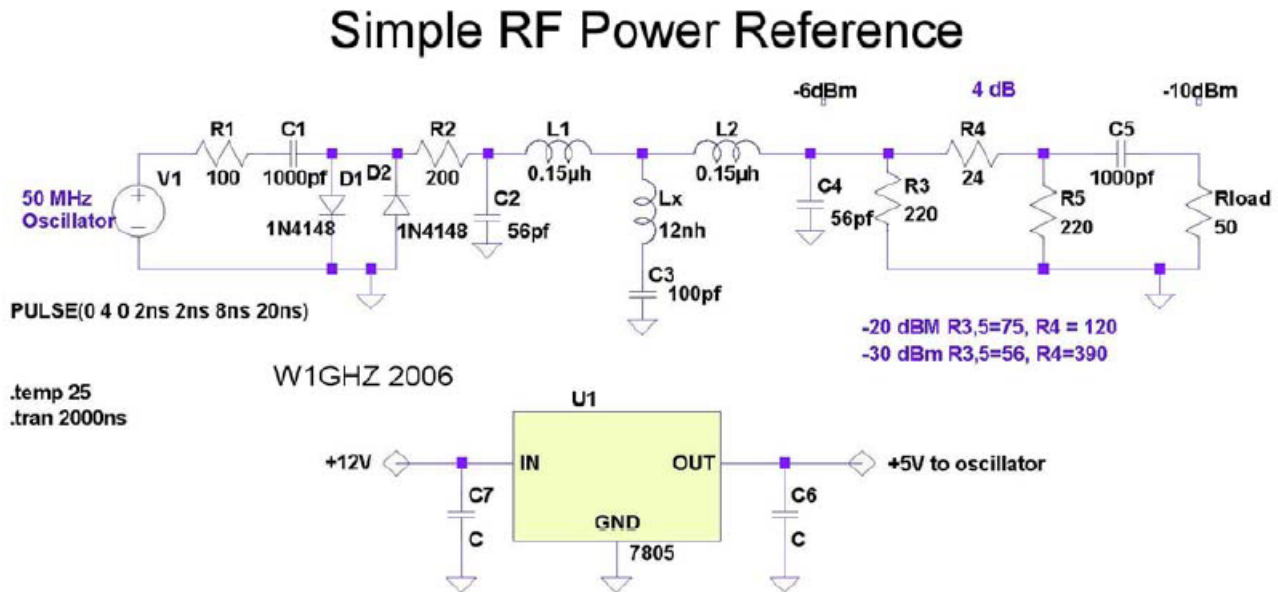
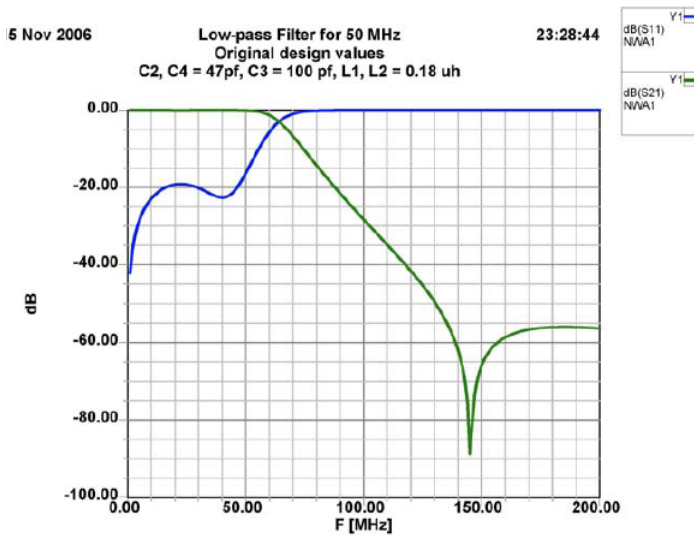


Figure 1

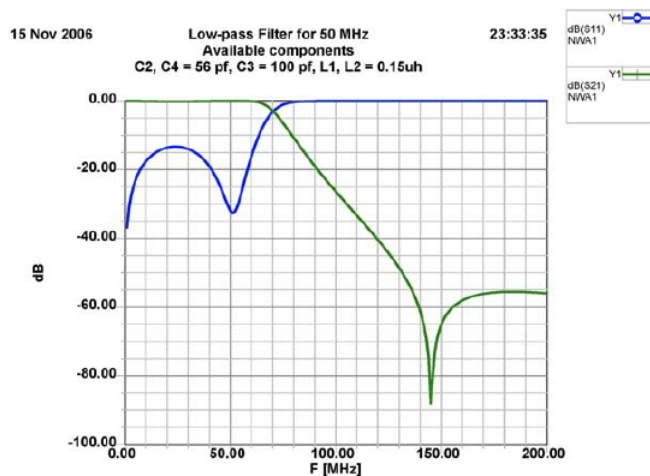
Time to build a couple. I was ordering some Miniboards (3 for \$59) from ExpressPCB (www.expresspcb.com) for another project, so I added this layout to a corner of the PCB using the free software, pushed the button, added my credit card number, and got the boards four days later.



Available parts

Since I had only used common parts with standard values, I didn't order any parts. A quick tour of the junk box found everything except inductors of the right value, 0.18nh.

The closest available were 0.15nh and 0.22nh. Back to the Designer software – I couldn't get the filter to work well above 40 MHz with the 0.22nh inductors, but I had a bag of 40 MHz oscillators so I made a unit at 40 MHz. With the 0.15nh inductors, juggling capacitor values gave better results at 50 MHz than the original design, as shown in Figure 3.




The measured outputs, from one unit at 40 MHz and one at 50

MHz, were just a hair (within 0.25 dB) higher than the design value of -10 dBm, 0.1 milliwatts. I was pleasantly surprised. The filter seems to work pretty well, with the second harmonic down 45 dB and the third harmonic down 68 dB, so the output is a clean sine wave.

A photo of the complete unit is shown in Figure 4. The only problem I found is that one of the oscillators apparently draws a bit too much current for some 78L05 voltage regulators, so the board layout now includes larger holes for the larger 7805 version in a TO-220 package. To calibrate a power meter, this unit and a step attenuator (or a few fixed attenuators) are needed. No attenuation = -10 dBm, add a 10 dB step for -20 dBm, etc. For higher powers, a small amplifier, like a simple MMIC is also needed. Insert attenuation after the amplifier to get back to a -10 dBm indication to find the amplified power level, then work up and down from there.

Having a known power level is useful for calibrating other instruments, like a spectrum analyzer or an RF voltmeter, and could be used to calibrate a receiver S-meter for meaningful readings.



Summary

I believe copies of this unit should be within 1 dB of the nominal -10 dBm output, close enough for amateur use. How accurate is a surplus meter that hasn't been calibrated in ten or twenty years, anyway? The circuit should work fine at any lower frequency for which an oscillator is available, but the filter must be recalculated. Parts cost from Digikey or Mouser should be about \$5 for components, plus box and connector — the expensive parts, but this will fit fine in the traditional Altoids tin. The circuit is certainly simple enough for dead-bug construction, but I am willing to have some more PC boards made if there is enough interest. The board layout and design files, all for free software, are available at my www.w1ghz.org webpage.



SSB Electronic USA manufactures and distributes HF, VHF, UHF and SHF equipment covering 10MHz. - 47.0GHz.

124 Cherrywood Drive, Mountaintop, PA 18707 USA, PHONE 570-868-5643, FAX 570-868-6917 www.ssbusa.com

West Mountain Radio

NEW! RIGblaster plug & play USB computer to radio interfaces

NEW! RIGrunner 8012 80 Amps DC power panel

CBA Amplifier computerized battery analyzer amplifier 160 A, 500 W

RIGtalk USB CAT/CIV rig control interface

203 853 8080 www.westmountainradio.com



BELTRONICS, INC

AMATEUR RADIO SERVICE DIVISION

DICK WILBORG W1ZC

www.beltronics.net

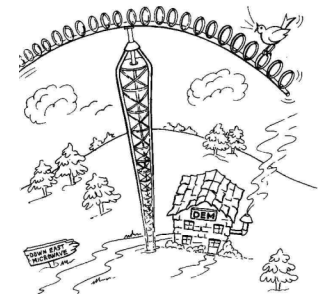
hamrepairs@beltronics.net

800-323-5876

DOWN EAST MICROWAVE

VHF/UHF/SHF EQUIPMENT AND PARTS 50 TO 10,368 MHZ

MICROWAVE LOOP YAGIS, VHF/UHF YAGIS
NO-TUNE LINEAR TRANSVERTERS,
LINEAR POWER AMPLIFIERS
LOW NOISE PREAMPS
COAX RELAYS
COAX CABLE CONNECTORS
CRYSTALS
CHIP COMPONENTS, MMIC'S, TRANSISTORS, RF MODULES



SAY YOU SAW IT IN THE NEWSLETTER

STEVE KOSTRO, N2CEI, 954 RT. 519, FRENCHTOWN, NJ.

08825 PHONE: 908-996-3584, FAX: 908-996-3702

www.downeastmicrowave.com

DIRECTIVE SYSTEMS

ANTENNAS AND ACCESSORIES

NOW FEATURING THE K1FO 17' BOOM YAGIS FOR 144, 222, & 432 MHz!



DAVE OLEAN, K1WHS, RR1, BOX 282, LEBANON, ME. 04027, PHONE: 207-658-7758


www.directivesystems.com

NEXT MEETING
SATURDAY JAN 6TH AT THE NEW MEETING PLACE
THE LIBRARY IN LONGMEADOW, MA
VARIOUS TOPICS INCLUDING
MT MANSFIELD CONSOLIDATION PROJECT - N1JEZ

DON'T FORGET
THE NORTH EAST WEAK SIGNAL GROUP
2 METER VHF AND ABOVE NET
EVERY THURSDAY NIGHT AT 8:30 p.m. LOCAL
144.250
W1COT, WZ1V, OR K1PXE NET CONTROL

North East Weak Signal Group

c/o WA1MBA
Tom Williams
PO BOX 28
SHUTESBURY MA 01072



**Check your membership expiration date
on the mailing label!!**