N3NGE M/M

Station

Description

MORGANTOWN, PA FN20AD

Len, N3NGE

N3NGE, N4HY



W2PED

at the 144 MHZ POSITION

N2NC John

Setting up the network

January 2006 VHF SS

A view towards the microwave position



Jan. 2009 K9PW & W2PED

144 Array, 50 MHz 7 el

- The concentric rotator scheme.
- Upper rotor is offset with a chain drive
- Lower rotor is a stock Yaesu rotor
- Each mast will rotate without any influence on the other.



CABLE ENTRANCE PANEL




CAUT
LETHAL VO
RF RADIATION
PRESENT
HV



Coax Entry & Grounding Panel

- UHF PA RACK
- Spectrian 2.3 GHz
- 432 LUNAR LINK
- GS15 23 CM Amp
- 903 Amplifier

PLATE AMPERES
LUNAR-LINK SYSTEMS
GRID MILLIAMPERES
PLATE KILOVOLTS
LUNAR-LINK SYSTEMS
LUNAR-LINK SYSTEMS
LA-70B
UHF LINEAR AMPLIFIER
PLATE TUNE
TUNE
CATHODE
CPLG
DELAY
GRID OVLD
READY
XMIT
PLATE LOAD
METER
HV
GRID
ALC
OPERATE
AC ON
STANDBY
RESET
OFF
GS15b 23cm HPA
Heater
uxPwr
Ready
ansmit
- D.C. VOLTS +
S — BIAS — M
MILLIAMPERES
KILOVOLTS D.C.
VOLTS D.C.
Rev(50) / Fwd(250)
WATTS
TUNE
I-SCREEN
I-GRID
TRANSMIT Po

The 1296 Water cooled amp

GS-15B 300 watts

SPECTRIAN AMP
Manual Control Site Selector
EFJohnson
SPECTRIAN
PA
DC ON
ENABLE
ALARM
POWER ON
SUPPRESSOR OPERATIONAL
SUPPRESSOR NON-OPERATIONAL
TRANSTECTOR

The 903 Amplifier(s)



ARX 330-28V POWER SUPPLY
ASTRON
2M PA
MC2K
POWER
RX
PTT

222/432 and Microwave SDR

THE LAB

144 Transverter c. 1977



The 144 MHz position

SAFEWALL

NOTICE
owner
STREAMLIGHT

STREA

Re-installing the 10 GHz rig